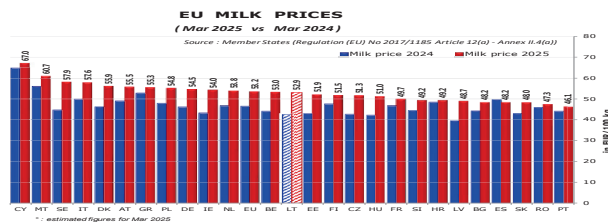
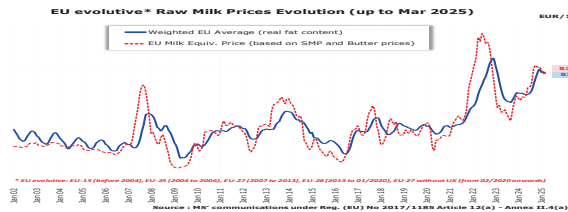


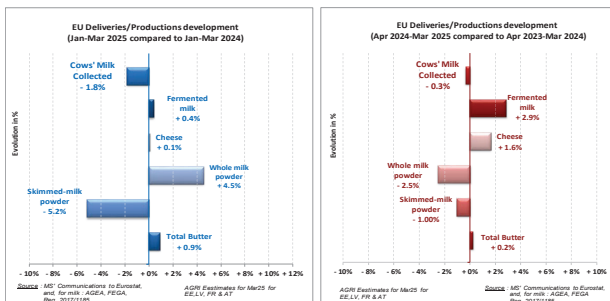
Milk Market Situation

May 2025

- In March 2025, **average EU farm gate milk prices** decreased by 0.9% compared to the previous month, down to 53.2c/kg. This price is 14.6% higher than in March 2024. Member States' estimates point to slight increase of milk prices in April 2025 (+0.3%). In all MS, except for ES (-3%), milk prices were higher than a year ago and, in all MS, prices are higher than the five-years average. Compared to a year ago, the highest increases of milk prices were in SE (+30%), IE (+25%), LT (+25%) and LV (+23%). The highest organic cow's milk prices in March 2025 were reported in CY (104.1c/kg), IT (73.1c/kg) and PL (69.5c/kg) while the lowest in: RO (44.2c/kg), LV (46.1c/kg) and FR (49.7c/kg). In 4 MS (RO, LV, FR and EE) organic prices are reported lower than those for conventional milk.

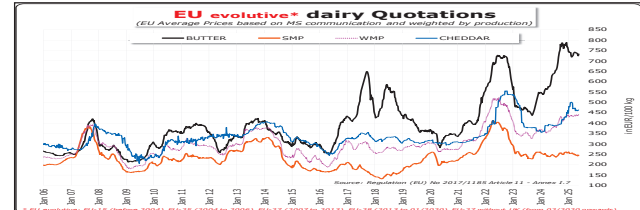


- EU cow's milk collection** decreased by 0.4% (-51k tonnes) in March 2025 compared to March 2024. Milk deliveries increased in 13 MS. The highest growth was in: RO (+10.7%), IE (+8.1%) and SI (+4.3%) and the highest decreases in BE (-3.9%), EL (-3.9%), HR (-2.4%) and DE (-2.3%). Milk collection in January-March 2025 decreased by 1.8% (-0.7% with leap-year adjusted). In March 2025, 3.5% of total raw milk collected was **organic** with the highest shares reported in AT (18.5%), DK (10.7%), SE (10.4%), FR (4.8%), DE (4.7%) and RO (4.4%) and the lowest ones in PL (0.1%), IE (0.1%), PT (0.3%), BG (0.3%) and EE (0.4%). No organic milk production reported in MT and HR.
- EU production of SMP, cream, drinking milk and condensed milk** decreased in January-March 2025 by 5.2%, 3.1%, 1.9% and 5.6% respectively compared to January-March 2024. EU production increased for other categories of dairy products such as: **butter** (+0.9%), **fermented** (+0.4%), **cheese** (+0.1%), and **WMP** (+4.5%).



- Dairy prices** decreased in the last 4 weeks (by 18/05/2025) for: SMP (-0.3%), butter (-0.8%), edam (-0.1%) and emmental (-0.2%), cheddar (-0.0%), whey powder (-4.5%) and increased for WMP (+0.3%) and gouda (+0.0%) and All prices are higher than a year ago and above 5 years average (except for SMP).

	BUTTER	SMP	WMP	CHEDDAR	EDAM	GOUDA	EMMENTAL	WHEYPOWDER
Week 20 (up to 18.5.25)	733	245	442	463	486	488	628	99
Week 16 (up to 20.4.25)	739	245	440	463	486	488	629	104
Evolution (4 weeks)	-0.8%	-0.3%	+0.3%	-0.0%	-0.1%	+0.0%	-0.2%	-4.8%



- EU dairy exports** increased in January 2024 for whey powder (+8%), SMP (+7%) and cheeses (+6.2%), butter (-9%) and butteroil (-17%). Total EU exports in January 2025 expressed in milk equivalent were up by 1% and the value of these exports was higher (+10%) compared to January 2024. The value of the EU dairy exports exceeded €1.25 billion.
- EU butter exports** increased to following destinations: the UK (+11%), China (+5%), South Korea (+23%), Taiwan (+42%), U.A. Emirates (+39%), Indonesia (+345%). Butter exports decreased to the US (-10%), Saudi Arabia (-25%), and Singapore (-19%).
- EU cheese exports** increased to the UK (+12%), Switzerland (+6%), South Korea (+49%), Ukraine (+38%), Morocco (+32%) and Libya (+18%) but decreased to: the US (-1%), Japan (-2%), Saudi Arabia (-12%), and Australia (-13%).
- EU SMP exports** increased to following destinations: Nigeria (+241%), Vietnam (611%), Malaysia (+157%), Thailand (347%), Indonesia (+12%), and Dominican Rep. (+35%). SMP exports declined to Algeria (-22%), Egypt (-39%), Philippines (-52%) and China (-14%).
- EU WMP exports** increased to Kuwait (+42%), Senegal (+146%), and to Switzerland (+10%). EU WMP exports decreased to other main destinations: Oman (-9%), the UK (-21%), China (-33%), Saudi Arabia (-25%), Dominican Rep. (-32%), Nigeria (-27%), and Singapore (-70%).

EU exports to third countries

In 1 000 t	Jan 2024	Jan 2025	EU % change	Total in butter equiv. 2023	Total in butter equiv. 2024	EU % change	
Condensed	25.4	23.4	📉 - 8%	22.8	20.5	📉 - 10%	
SMP	58.5	62.8	📈 + 7%				
WMP	19.9	16.0	📉 - 19%				
Butter	19.8	18.0	📉 - 9%				
Butteroil	2.4	2.0	📉 - 17%				
Cheeses	103.6	110.1	📈 + 6%				
Whey powder	53.4	57.7	📈 + 8%				
Total in milk equiv.	1 470	1 480	📈 + 1%	Fat + protein method			

- New Zealand's** milk production in March 2025 (10th month of season) increased by 0.6% and by 0.4% in January-March 2025. In March 2025, milk prices decreased by 2.9% to 40.3c/kg.
- Australia's** milk production in March 2025 decreased by 0.1% (9th month of season) and by 2.5% in January-March 2025.
- The UK's** milk production in March 2025 increased by 4% and by 2.2% in January-March 2025.
- The US's** milk production increased by 0.9% in March 2025 but decreased by 0.3% in January-March 2025. March's farm gate milk price decreased by 11%, to 43.1c/kg.
- On the **world market** (11/05/2025), SMP, butter and cheddar prices increased in the last fortnight in Oceania and in the US. In the US, cheddar prices increased by 3.8% and in Oceania by 7.3%. In Oceania, butter prices increased by 3.1% and in the US by 0.7%. Strong increase of WMP prices (+4.6%) in Oceania and no change in the US. Oceania is still the most price-competitive for WMP, and the US for SMP, butter and cheddar.